

MAPPING ACTIVITIES TO THE CHALLENGE AREAS

YOUR NEXT STEP IS TO MAP ACTIVITIES TO THE CHALLENGE AREAS

Before we program using Challenge Areas, we need to have a closer look at how they relate to our current program and how to map the range of Scouting's diverse program of activities to the four Challenge Areas. Your programs are comprehensive, diverse and broad in their appeal and mapping this to the Challenge Areas might sound daunting but with a bit of practice you will wonder what all the fuss was about.

It's important to know how to map our activities to the Challenge Areas because our current award scheme will continue in Victoria until late 2020. So up until that point our Rover Scouts will still achieve the same badges as well as their peak award. Later in 2019 when we have further cemented The Adventure Begins into our Scouting program and can confidently map activities to the Challenge Areas, we'll begin to program using the Challenge Areas. Rewarding programming using the Challenge Areas will support the Rover Scouts to continue to achieve success with our existing award scheme until late 2020.

HOW WILL WE ACHIEVE THIS?

Several initiatives will be provided to help you map your award scheme activities to the Challenge Areas, show you how the Challenge Areas will be integrated into the current award scheme and how you can begin to program using the Challenge Areas.


Initiatives will include: -

- Resources that will help you map your Section award scheme to the Challenge Areas.
- Support to develop your Challenge Area skills with training within your Group Council and District Councils.
- New Leader training courses that will introduce the concepts of Challenge Areas.
- Regular up-dates and tips within the New Program webpage in the Scouts Victoria webpage.

HOW DO WE MAP OUR PROGRAM ACTIVITIES TO THE CHALLENGE AREAS?





Typically, your weekly program comprises broad categories of activities and tasks that assist the Rover Scouts achieve your Section award scheme and all these activities can be mapped to one or more of the four Challenge Areas.

Your program might include some of the following activities and experiences and we want you to think about which of the four Challenge Areas the activity fits. Place a tick under the Challenge Area that you believe the activity belongs remembering that an activity can quite easily fit under more than one Challenge Area. There is no right or wrong answer as where an activity is placed is up to individual interpretation and justification.



CHALLENGE AREAS

**ROVER SCOUTS
VICTORIA**

Activity	Outdoor Challenge 	Creative Challenge 	Personal Growth Challenge 	Community Challenge 
Tying knots				
Scientific discovery				
Promise and Law				
Construction				
Self-expression				
Symbols of Australia				
Navigation				
Water safety				
Information technology				
Health and first aid				
Air activities				
Emergencies				
Handcraft				
Campfire singing				
Hiking				
Local history				
The Australian flag				
People and cultures				
Fitness				
Scouting history				

The list is not exhaustive however you should start to notice a common theme; that an activity can easily be represented in more than just one Challenge Area. In fact, it would be hard at all to justify each of the activities in all four Challenge Areas.